

Names: _____

Date: _____

PROTECTING YOUR CIVIL RIGHTS

Problem Solving Circle of Success

Directions: Read the problem case assigned to your group. With your group, answer the questions about step one and two. As a group, list your possible solutions (step three), evaluate your solutions (step four), and choose a solution (step five). Then, imagine how you would act to solve the problem, answer the questions for steps six and seven.

Case Example A

You are a college student studying to become a teacher. To get a job as a teacher, you have to pass certification tests given by the state government. You have passed all the tests, but the people in charge of giving teacher certificates will not give you one because you use a wheelchair. They think you cannot teach because you are not able walk.

Case Example B

You have several friends who use wheelchairs. In the city where you live, there are many buses people use to go to work, the park, movie theaters, and other places. You and your friends want to use the bus to go to a movie. You can use the bus because you can walk up the bus steps. Your friends cannot walk up the steps, and the bus does not have a lift or ramp. You know there are many disabled people in your city who have the same problem trying to use the buses.

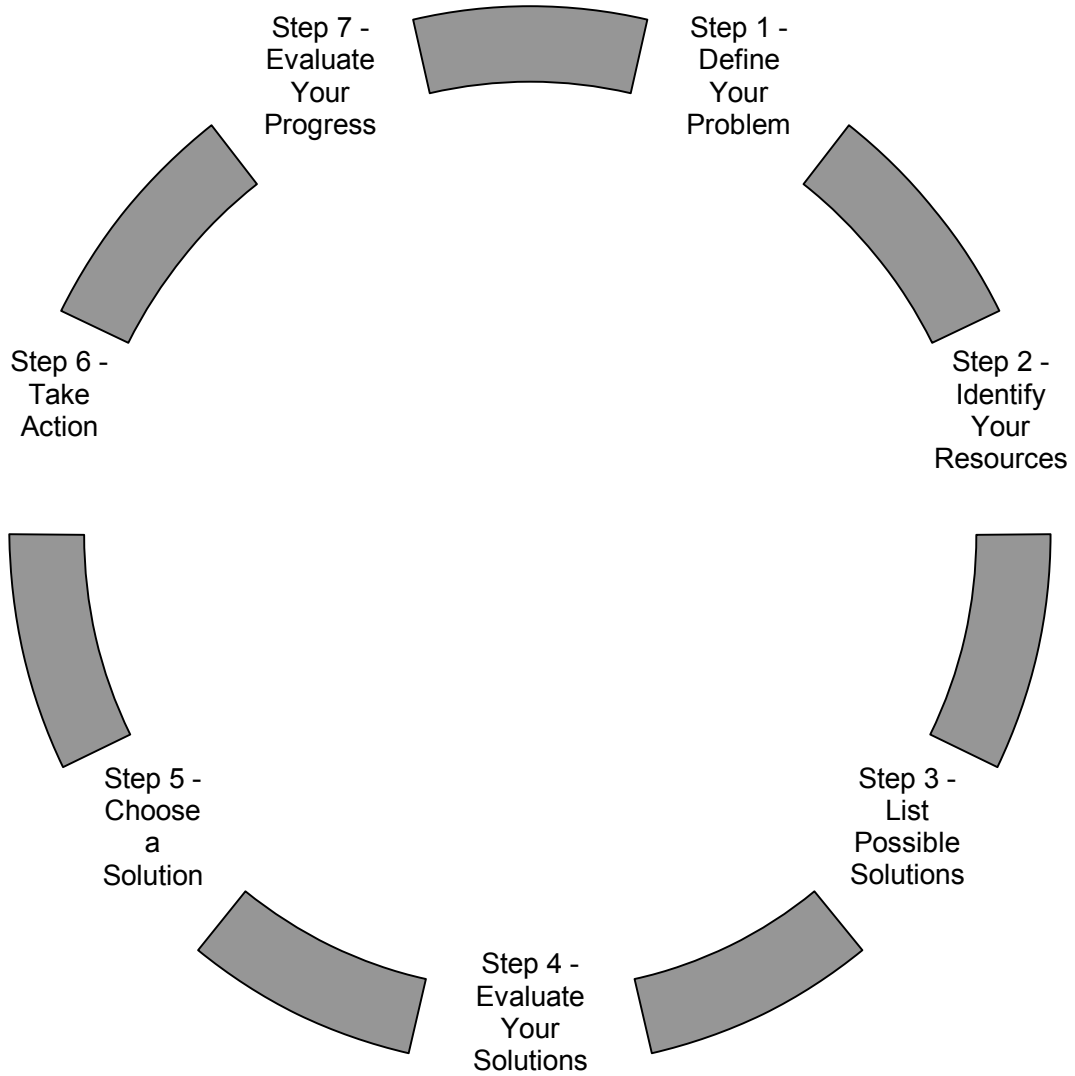
Case Example C

You just graduated from a junior college and you want to go to a university to continue studying and earn a bachelor's degree. People at the university say you cannot go to school there because you use a wheelchair and you need other people to help you everyday with things like bathing, going to the bathroom, dressing, and eating. The university does not have any other students with disabilities. You know that in the past you had similar problems getting people at your high school and junior college to let you attend. You also know that in the past, some schools also did not allow African Americans, Hispanics or people of various races or religions to become students.

Names: _____

Date: _____

Problem Solving Circle of Success



Names: _____

Date: _____

STEP 1: Define Your Problem



When does the problem happen?

Where does the problem happen?

What people/groups are involved?

What do you want to be changed?

STEP 2: Identify Your Resources



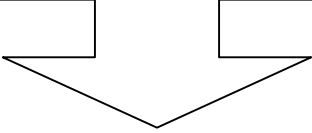
What do you know about laws or other information related to the problem?

Who will help you solve the problem - friends, family, and organizations?

Who has the power to make the change you want to see happen?

Names: _____ Date: _____

STEP 3: List Possible Solutions



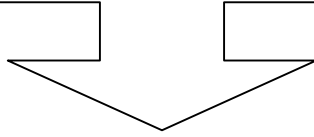
Use the far left column to list your possible solutions.

SOLUTION CHART

Decision Criteria Possible Solutions					
1.					
2.					
3.					
4.					
5.					
6.					
7.					
8.					

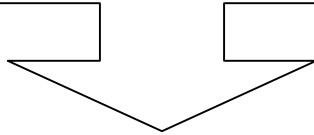
Names: _____ Date: _____

STEP 4: Evaluate Your Solutions



On the solution chart, use the “Decision Criteria” boxes along the top to make a list of the important issues that must be considered when choosing a solution. Maybe it is important to find a solution that does not cost much money, or to solve the problem in a certain time period. After your group has decided on evaluation criteria, go back to the solution chart and put a positive (+) or negative (-) symbol next to each possible solution for each decision criteria.

STEP 5: Choose a Solution

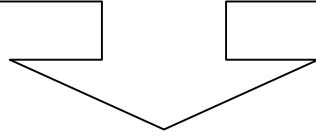


Look at your chart. Are there any possible solutions with positive marks in all of your evaluation boxes? You will probably choose the solution with the most positive marks. Write the solution below.

Our solution is . . .

Names: _____ Date: _____

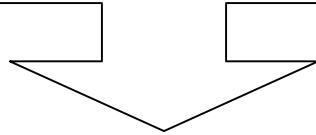
STEP 6: Take Action



Decide how you will act on the solution you have selected. Your actions might include making a call, writing a letter, asking other people to help, or educating the person causing the problem.

We will take the following action(s) . . .

STEP 7: Evaluate Your Progress



In real life, after completing the actions you choose to solve your problem, you would look back to your original definition of the problem and decide if you had solved all or part of the problem. You might decide there are more things that need to be changed. You might also decide to use your experience with solving this problem to teach others how to solve their problems.

How could you use what you learned in future problem solving situations?